

Schroders

Schroder International Selection Fund Emerging Asia

A Accumulation USD | Data as at 31.12.2020

Important Information

The fund invests primarily in equity and equity related securities of companies in the emerging economies of Asia.

- The fund invests in equity would subject to equity investment risk.
 - The fund invests in the emerging markets and PRC and may be subject to political and economic risks, legal and regulatory risks, liquidity and volatility risks, etc. .
 - The fund invests in mainland China would subject to the risks related to investments via the Stock Connect. Stock Connect has quota limitations and its rules are subject to change with potential retrospective effect.
 - The fund may use China market access to gain exposure to China A-Share indirectly and involves additional risks including lack of a secondary market in such instruments, illiquidity of the underlying securities, difficulty in selling these instruments at times when the underlying markets are closed and counterparty default risk.
 - The fund may use derivatives to meet its investment. Derivatives exposure may involve higher counterparty, liquidity and valuation risks. In adverse situations, the fund may suffer significant losses from their derivative usage for hedging.
 - For share classes with a general dividend policy, expenses will be paid out of capital rather than out of gross income. The amount of distributable income therefore increases and the amount so increased may be considered to be dividend paid out of capital. Share classes with a fixed dividend policy may pay out both income and capital in distributions. Where distributions are paid out of capital, this amounts to a return or withdrawal of part of your original investment or capital gains attributable to that and may result in an immediate decrease in the net asset value of shares.
- You should not make any investment decision solely based on this document. Please read the relevant offering document carefully for further fund details including risk factors.

Investment Objectives

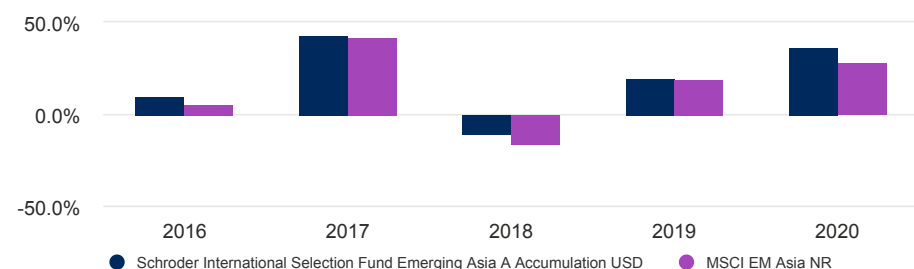
The fund aims to provide capital growth by investing in equity and equity related securities of companies in the emerging markets in Asia.

Share class performance (Cumulative)

Performance (%)	1 month	3 months	6 months	YTD	1 year	3 years	5 years	10 years
Fund	7.2	21.5	38.4	36.6	36.6	46.2	131.3	131.7
Benchmark	7.1	18.9	33.0	28.4	28.4	29.4	96.2	72.9

Annual Performance (%)	2016	2017	2018	2019	2020
Fund	10.3	43.5	-10.8	19.9	36.6
Benchmark	6.1	42.8	-15.5	19.2	28.4

Performance over 5 years (%)



Source: Morningstar, NAV to NAV, net income reinvested, net of fees, based on Schroder International Selection Fund Emerging Asia A Accumulation USD Units, USD. Some performance differences between the fund and the benchmark may arise as the benchmark returns are not adjusted for non-dealing days of the fund. Performance of the benchmark: 01.09.2008 to 31.01.2015 - MSCI Emerging Markets Asia (Price); 01.02.2015 to present - MSCI Emerging Markets Asia (Net TR). The Fund size quoted includes all classes of the Fund. Investment involves risks. Price of units may go down as well as up. Past performance is not indicative of future performance. Please refer to the relevant offering documents for fund details including risk factors. This material is issued by Schroder Investment Management (Hong Kong) Limited and has not been reviewed by the SFC. Performance is calculated from the share class's since launch date (09.01.2004). Schroder International Selection Fund is referred to as Schroder ISF.

Fund literature



Download the offering documents here

Fund facts

Fund manager	Louisa Lo
Fund launch date	09.01.2004
Fund base currency	USD
Fund size (Million)	USD 6,328.40
Number of holdings	73
Benchmark	MSCI EM Asia NR
Unit NAV	USD 58.4847
Hi/Lo (past 12 mths)	USD 58.4847 / USD 31.7801
Annualized Return (3Y)	13.49%

Fees & expenses

Initial charge up to	5.00%
Annual management fee	1.5%
Redemption fee	0.00%

Codes

ISIN	LU0181495838
Bloomberg	SCHEAAA LX
Reuters code	LU0181495838.LUF

Schroders

Schroder International Selection Fund Emerging Asia

A Accumulation USD | Data as at 31.12.2020

Return of USD 10,000



Past Performance is not a guide to future performance and may not be repeated. The value of investments and the income from them may go down as well as up and investors may not get back the amounts originally invested. Exchange rate changes may cause the value of any overseas investments to rise or fall.

The chart is for illustrative purposes only and does not reflect an actual return on any investment.

Returns are calculated NAV to NAV (which means performance does not include the effect of any initial charges), net income reinvested, net of fees.

Ratings and accreditation



Please refer to the Important information section for the disclosure.

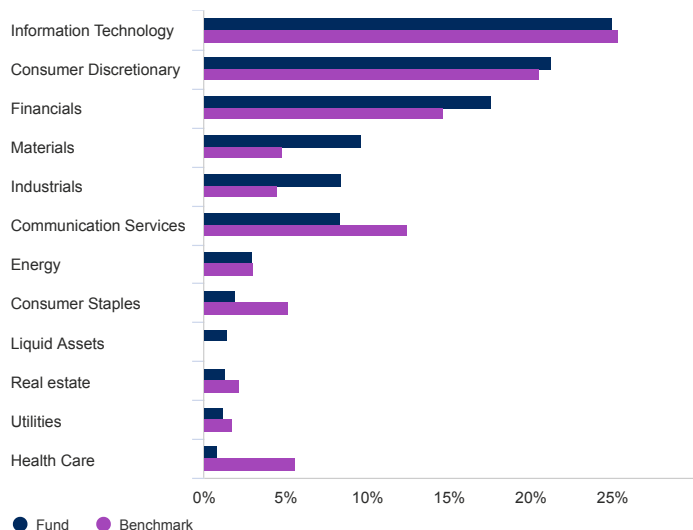
Risk statistics & financial ratios

	Fund	Benchmark
Annual volatility (%) (3y)	20.4	19.1
Alpha (%) (3y)	3.9	-
Beta (3y)	1.0	-
Sharpe ratio (3y)	0.6	0.5
Information ratio (3y)	1.0	-
Price to book	2.3	-
Price to earnings	24.5	-
Predicted Tracking error (%)	4.5	-

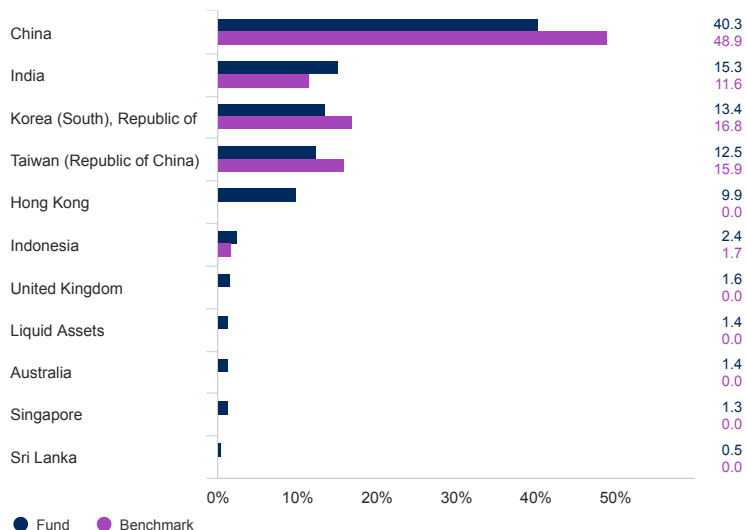
Source: Morningstar, and Schroders for the Predicted tracking error. The above ratios are based on NAV to NAV price based performance data. These financial ratios refer to the average of the equity holdings contained in the fund's portfolio and in the benchmark (if mentioned) respectively.

Asset allocation

Sector (%)



Geographical Breakdown (%)

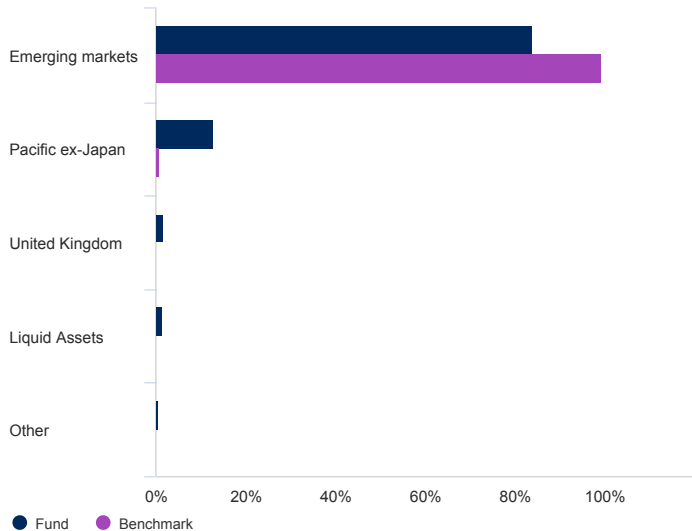


Schroders

Schroder International Selection Fund Emerging Asia

A Accumulation USD | Data as at 31.12.2020

Region (%)



Top 10 holdings (%)

Holding name	%
Samsung Electronics Co Ltd	8.7
Taiwan Semiconductor Manufacturing Co Ltd	6.3
Alibaba Group Holding Ltd	5.4
Tencent Holdings Ltd	3.0
MediaTek Inc	2.7
China Life Insurance Co Ltd	2.7
China Pacific Insurance Group Co Ltd	2.4
Sands China Ltd	2.1
PRADA SpA	2.1
Housing Development Finance Corp Ltd	2.1

Source: Schroders.

Percentages of allocation may not sum up to 100% due to rounding issue. Derivatives are displayed on the notional basis of the underlying exposure where possible. Due to the different treatment of derivative types, the allocation to Liquid Assets may vary between each chart.

Benchmark and corporate action information

The Schroder ISF Emerging Asia fund was launched in January 2004 to accommodate a transfer of shareholders from the Schroder range of Hong Kong unit trusts to the Schroder ISF SICAV.

Important information

* Morningstar Rating as at 31.12.2020: © Morningstar 2020. All Rights Reserved. The information contained herein: (1) is proprietary to Morningstar and/or its content providers; (2) may not be copied or distributed; and (3) is not warranted to be accurate, complete or timely. Neither Morningstar nor its content providers are responsible for any damages or losses arising from any use of this information. Past performance is no guarantee of future results.