

# Schroders

## Schroder China Asset Income Fund

A Accumulation HKD | Data as at 31.12.2020

### Important Information

The fund invests primarily in Chinese equities and fixed income securities.

1. The fund is exposed to general investment risk, equity investment risk and risk relating to asset allocation strategy. The fund's asset allocation strategy may incur greater transaction costs and there is no assurance that such strategy will be successful.
  2. The fund investment in fixed income securities may be subject to credit and counterparty, credit rating risk, etc.. The fund investment in below investment grade and/or unrated debt securities may be subject to higher degree of the above risks.
  3. The fund invests in PRC and exposed to China market risk which may be subject to change in political, social and economic risk, liquidity and volatility risk, etc..
  4. The fund will invest substantially in Chinese equities and Chinese fixed income securities and is subject to concentration risk.
  5. The fund may invest in derivatives and subject to risks associated with derivatives.
  6. In respect of the distribution units, the manager will declare and pay monthly distributions. However, the distribution rate is not guaranteed. Distribution yield is not indicative of the return of the fund. Distribution may be paid from capital of the fund. Investors should note that where the payment of distributions are paid out of capital, this represents and amounts to a return or withdrawal of part of the amount you originally invested or capital gains attributable to that and may result in an immediate decrease in the value of units.
- You should not make any investment decision solely based on this document. Please read the relevant offering document carefully for further fund details including risk factors.

### Investment Objectives

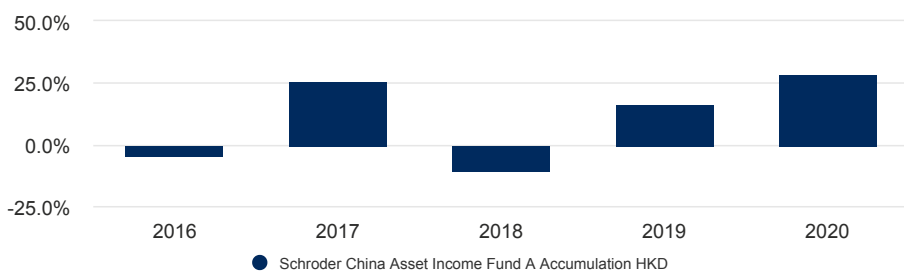
The fund's objective is to provide income and capital growth by investing primarily in Chinese equity and fixed income securities.

### Share class performance (Cumulative)

Performance (%)	1 month	3 months	6 months	YTD	1 year	3 years	5 years	Since inception
<b>Fund</b>	4.4	11.8	20.0	28.8	28.8	33.9	-	61.5

Annual Performance (%)	2016	2017	2018	2019	2020
<b>Fund</b>	-4.3	26.1	-10.8	16.6	28.8

### Performance over 5 years (%)



Source: Morningstar, NAV to NAV, net income reinvested, net of fees, based on Schroder China Asset Income Fund A Accumulation HKD Units, HKD. The Fund size quoted includes all classes of the Fund. Investment involves risks. Price of units may go down as well as up. Past performance is not indicative of future performance. Please refer to the relevant offering documents for fund details including risk factors. This material is issued by Schroder Investment Management (Hong Kong) Limited and has not been reviewed by the SFC. Performance is calculated from the share class's since launch date (18.08.2016).

### Fund literature



Download the offering documents here

### Fund facts

<b>Fund manager</b>	Asia Multi-Asset team led by Patrick Brenner
<b>Fund launch date</b>	18.08.2016
<b>Fund base currency</b>	HKD
<b>Fund size (Million)</b>	HKD 4,634.92
<b>Unit NAV</b>	HKD 161.4651
<b>Hi/Lo (past 12 mths)</b>	HKD 161.4651 / HKD 113.1309
<b>Annualized Return (3Y)</b>	10.22%

### Fees & expenses

<b>Initial charge up to</b>	5.00%
<b>Annual management fee</b>	1.5%
<b>Redemption fee</b>	0.00%

### Codes

<b>ISIN</b>	HK0000301397
<b>Bloomberg</b>	SCAIAAH HK

### Ratings and accreditation

\*



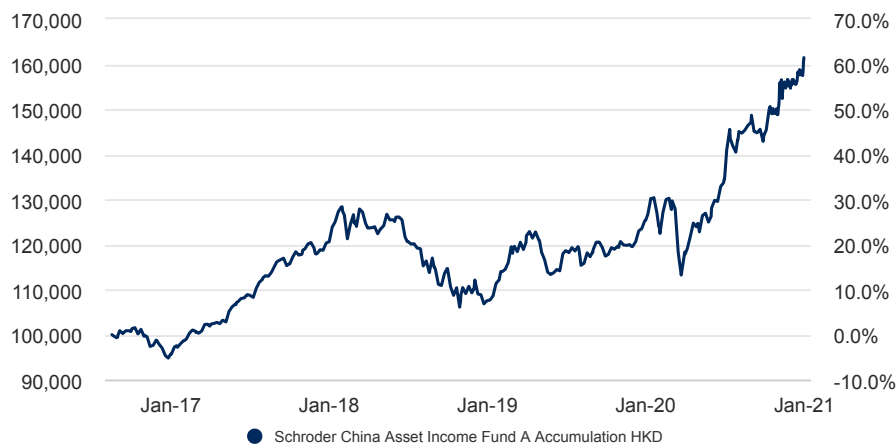
Please refer to the Important information section for the disclosure.

# Schroders

## Schroder China Asset Income Fund

A Accumulation HKD | Data as at 31.12.2020

### Return of HKD 100,000



### Risk statistics & financial ratios

	Fund
Annual volatility (%) (3y)	12.7
Sharpe ratio (3y)	0.7

Source: Morningstar. The above ratios are based on NAV to NAV price based performance data.

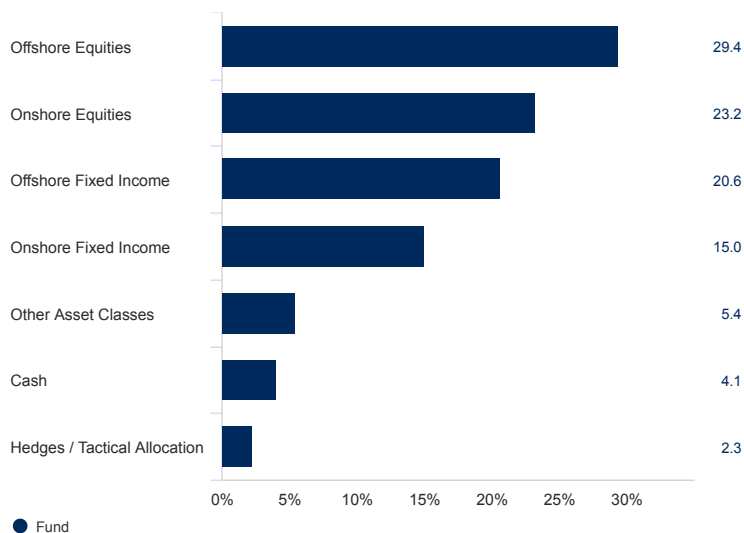
**Past Performance is not a guide to future performance and may not be repeated. The value of investments and the income from them may go down as well as up and investors may not get back the amounts originally invested. Exchange rate changes may cause the value of any overseas investments to rise or fall.**

The chart is for illustrative purposes only and does not reflect an actual return on any investment.

Returns are calculated NAV to NAV (which means performance does not include the effect of any initial charges), net income reinvested, net of fees.

### Asset allocation

#### Asset class (%)



#### Sector (%)

Asset Type	Equities	Fixed Income	Total
Consumer Discretionary	14.2	1.5	15.7
Real estate	0.6	11.3	11.9
Information Technology	10.2	0.5	10.7
Industrials	6.3	1.8	8.1
Materials	5.0	0.9	5.9
Other Asset Classes	0.0	0.0	5.4
Communication Services	4.3	0.3	4.6
Cash	0.0	0.0	4.1
Consumer Staples	3.0	0.1	3.1
Health Care	3.0	0.1	3.1
Utilities	0.5	1.6	2.1
Energy	0.4	0.8	1.2
Others	7.4	16.7	24.1
<b>Total</b>	<b>54.9</b>	<b>35.6</b>	<b>100.0</b>

### Top 5 equity (%)

Holding name	%
Tencent Holdings Ltd	2.8
Invesco China Technology ETF	2.1
Alibaba Group Holding ADR Represen	1.3
Meituan	1.3
Huizhou Desay SV Automotive Ltd A	1.2

# Schroders

## Schroder China Asset Income Fund

A Accumulation HKD | Data as at 31.12.2020

### Top 5 fixed income (%)

Holding name	%
China Development Bank Nondmuni 3.03 27-Nov-2023 Reg-S	1.0
China Peoples Republic Of (Governm 3.57 22-Jun-2024	0.8
China Peoples Republic Of (Governm 2.68 21-May-2030	0.7
Vigorous Champion International Lt 3.3 07-Dec-2021 Reg-S (Senior)	0.6
China Peoples Republic Of (Governm 3.29 23-May-2029	0.6

Source: Schroders.

Percentages of allocation may not sum up to 100% due to rounding issue. Derivatives are displayed on the notional basis of the underlying exposure where possible. Due to the different treatment of derivative types, the allocation to Liquid Assets may vary between each chart. The "Others" asset type may include equity and fixed income futures, if held by the fund.

### Share class available

	A Accumulation HKD	A Distribution HKD	A Accumulation USD	A Distribution USD	A Distribution AUD Hedged
<b>Distribution Policy</b>	No Distribution	Monthly	No Distribution	Monthly	Monthly
<b>ISIN</b>	HK0000301397	HK0000301405	HK0000301413	HK0000301421	HK0000301439
<b>Bloomberg</b>	SCAIAAH HK	SCAIADH HK	SCAIAAU HK	SCAIADU HK	SCAIADA HK

	A Distribution CNY Hedged
<b>Distribution Policy</b>	Monthly
<b>ISIN</b>	HK0000301447
<b>Bloomberg</b>	SCAIADR HK

### Important information

\* Morningstar Rating as at 31.12.2020: © Morningstar 2020. All Rights Reserved. The information contained herein: (1) is proprietary to Morningstar and/or its content providers; (2) may not be copied or distributed; and (3) is not warranted to be accurate, complete or timely. Neither Morningstar nor its content providers are responsible for any damages or losses arising from any use of this information. Past performance is no guarantee of future results.